

PIEDMONT DIVISION TIMETABLE

VOLUME 25 NUMBER 1

Effective 12:01 AM ET Wednesday, January 1, 2021

FALL PHOTO CONTEST RESULTS



QUICK AND EASY JIG FOR WEATHERING N GAUGE WHEELS

VIRTUAL PILGRIMAGE GAINS GLOBAL AUDIENCE



PIEDMONT  DIVISION
LEADERSHIP

SUPERINTENDENT (2022) perry_lamb@mindspring.com	PERRY LAMB 770 218-9744
OPERATIONS (2021) sbandogeorgia@comcast.net	SALLY BANDO 404 550-4816
FINANCE (2021) james.foley@comcast.net	JIM FOLEY 404 542-4660
ADMINISTRATION (2022) jdatka@mindspring.com	JIM DATKA 770 772-1538
PERSONNEL (2022) bigfish600@gmail.com	GARY FISH 770 846-2222

DIRECTORS AT LARGE

DOUG ALEXANDER (2021) doug_alexander@bellsouth.net 404 272-2986	HANK PRIMAS (2022) hprimas@gmail.com 301 706-7932
STEVE FUNSTEN (2021) stevfunsten@bellsouth.net 404-312-6467	RAYMOND STEWART (2022) raystew@yahoo.com 678 925-3270
JIM HOBBS (2022) jchobbs3@bellsouth.net 404 316-7557	PETER THOMAS (2022) peter3292004@gmail.com 404 435-5684
BOB KELSHAW (2021) bkk151-UPTrainman@yahoo.com 678 224-1261	JIM TRAVIS (2021) jgtravis049@gmail.com 770 289-2020

SUPERINTENDENT EMERITUS

WALT LILES
wliles.crrman@gmail.com 678 896-6311

PIEDMONT DIVISION SUPERINTENDENT'S REPORT
WINTER 2021

Greetings Piedmont Division Members,

It is the middle of winter as I write this, but spring is on the way! Don't get me wrong, winter isn't all bad; it allows us to enjoy the fireplace, we get to spend more time inside working on our indoor model railroads and, hopefully, make progress. That's what you'd find if you looked at my UTAH, COLORADO & WESTERN RAILROAD. There is a lot of new scenery that wasn't there at the end of the summer of 2020!



As we start this new year, first, I'd like to welcome the new members of the Board of Directors; Jim Datka, Director of Administration, Gary Fish, Director of Personnel and Jim Hobbs, Hank Primas, Raymond Stewart and Peter Thomas as Directors at Large. Please remember that the Board is here for YOU. If there is something you need, a suggestion you have, something going on that you think the Division needs to know about, reach out to us. All of the Board members and the committee chairs are listed on the left and on the Division Website.

Second, I'd like to take a moment to let you all know my thoughts on in-person meetings. Part of the issue, at the moment, is that our normal meeting location, Holy Innocents' Episcopal Church, is not open to outside meetings. That, in itself, makes meeting very difficult. Not only is that location not accepting outside meetings, most locations that we know of also are not. Second, given the current COVID-19 situation, meeting in person would not be wise. The way it looks right now, I believe we will have our first in-person gathering, outside, this summer. We will follow that with in-person general meetings, perhaps in August, assuming we have a place to meet. Please know that, given the response to our virtual meetings, we will continue to record our meetings and put them up on our YouTube page, as a service to our members who are not all that local.

Please know that the Division continues to be active. We have just completed a very successful virtual Piedmont Pilgrimage which had an international viewership and reached far more people that we ever could have in-person! That is not to say that a virtual Pilgrimage will be the way we always do this. I'm looking forward to seeing our layouts in person later this year! We conducted our November elections utilizing the same method that both the National and Regional elections are held and, we have conducted virtual Division meetings every month since the shutdown started right after our February, 2020 meeting. Following that train of thought, we were the first Division, on the planet, I believe, to host virtual meetings and only the start of NMRAX events beat us out. It is nice to know that we are, in my opinion, the most active Division of the NMRA!

(continued on next page)



DIVISION SUPERINTENDENT'S REPORT—WINTER 2021

(CONTINUED)

Looking forward, our annual MODEL RAILROADING 101 Train 'N Camp will be held at the end of January, 2021 via WebEx. Since this event will be virtual, registration is open to an international audience and we have attendees signed up, literally, from across North America and the world! It is quite likely that the next two Train 'N Camps will also be virtual events. Walt Liles and I tested this concept out with a clinic for the British Region NMRA Convention this past fall, and the results were amazing. We held, I am quite certain, the first ever, in the history of the NMRA, if not all of scale modeling, a hands-on virtual clinic. The results were far better than I could have expected and the response, from the folks in the Region, was wonderful. We will be repeating that format for the benefit of our Division members.

Please also let Charlie Mason know if you are in need of any type of judging for the NMRA ACHIEVEMENT PROGRAM. Charlie is fully prepared to assemble teams of judges who can evaluate your work in this program. Please congratulate Raymond Stewart for completing the Merit Awards for his three sections of track work towards his Civil Engineer certificate. Let's see if we can add more MMR*s to our ranks!

Finally, due to the continuing COVID epidemic, the Piedmont Division Model Train Show originally scheduled for the weekend of March 13-14 has been moved to October 2-3, 2021. This will be at a new location for us, the Clarence Brown Conference Center in Cartersville, GA. Please stay tuned!

Stay involved with YOUR division. Keep watching our Website, www.piedmont-div.org and our Facebook page for all that we have going on. Keeping an eye on our social media is the very best way to follow our activities.

Finally, on a more personal note, I'd like to bid farewell to Peter Youngblood. Peter has been a good friend and fellow modeler since I moved to Georgia in 1996. He has been very involved with the Division, Region and National organization (as well as the Kennesaw business community) all the time I have known him. Peter will be moving to California to begin a new chapter in his life. Good luck Peter and we wish you well.

As for now, *Engage!*

—Perry Lamb
Superintendent
Piedmont Division
perry_lamb@mindspring.com



PIEDMONT DIVISION TIMETABLE VOLUME 25 NUMBER 1

EDITOR AND PUBLISHER

Jim Datka jdatka@mindspring.com
770 772-1538

ASSISTANT EDITOR

Doug Alexander

CONTRIBUTING EDITORS

Tom Gordon

PHOTO EDITOR

James Bando

CONTRIBUTORS

Sally Bando Mike Deaton
Perry Lamb Walt Liles
Charles Mason

DEADLINE FOR THE QTR 2 2021 TIMETABLE

Wednesday March 10, 2020

Please send submissions to :

jdatka@mindspring.com



NMRA MEMBER BENEFITS

NMRA PARTNERSHIP PROGRAM

Like saving money?

Your membership can save you 5%, 10%, 15%, 20% and even up to 25% from nearly 50 manufacturers and distributors of model railroad equipment, supplies and services.

Simply login to the NMRA.ORG website and highlight the "Benefits" tab on the member home page. Then click on "NMRA Partnership Program" in the pull down menu. This will take you to a page listing all of the participating vendors with detailed instructions on how to take advantage of their discounts. It even includes links to the vendor websites. Nothing could be easier!

Start saving today by taking advantage of this outstanding NMRA member benefit!

Scale Accessories • Figures • Animals • Buildings • Vehicles

From Z-Scale (1:220) to G-Scale (1:22.5) and everything inbetween!



CatzPaw Innovations, LLC

www.CatzPaw.com • Facebook: [catzpaw_164](https://www.facebook.com/catzpaw_164)

Visit our website to see our products and place your order!

Send \$8.00 US for a printed copy of our current catalog • 1255 Coan Dr, Locust Grove, GA 30248 USA

PIEDMONT DIVISION

COMMITTEE, PROGRAM AND ACTIVITY CHAIRS AND CONTACTS

ACHIEVEMENT PROGRAM
Charles Mason, MMR®
candmjason@att.net
770 993-1589

LIBRARY—VIDEOS
Jack Spangler
ajspan@comcast.net
404 539-3981

SPECIAL PROJECTS
Open

ADVERTISING AND MARKETING
Sally Bando
sbandogeorgia@comcast.net
770 928-2135

**MODEL RAILROAD AND
DIVISION HELP**
Ovidiu Trifanescu
memberaid@pedmont-div.org
678 230-3184

TIMETABLE
Jim Datka
jdatka@mindspring.com
770 772-1538

APPAREL/DIVISION STORE
Open

TRAIN SHOW
Hank Primas
hprimas@gmail.com
301 706-7932

COFFEE COORDINATOR
John Falk
johnfalk50@gmail.com
678 361-4458

NAME TAGS
James Bando
horailroader@comcast.net
770 928-2135

TRAIN 'N CAMP
Perry Lamb
training@pedmont-div.org
770 331-1669

GOOD AND WELFARE
Chuck & Mary Ann
Hoesch
hoesch@brmemc.net
828 837-9686

PIEDMONT PILGRIMAGE
Mike Deaton
mdeaton@mindspring.com
404-272-2070

WEB/IT COORDINATOR
Bob Kelshaw
bkk151-UPTrainman@yahoo.com
678 224-1261

LIBRARY—BOOKS
Stephen Leydon
booklibrary@pedmont-div.org
770 338-4966

RAFFLE LAYOUT
Walt Liles
wliles.crman@gmail.com
678 896-6311

**HELP OUR DIVISION
BY VOLUNTEERING!**

REFRESHMENTS
Dr. Gary Fish
bigfish600@gmail.com
770 846-2222

Piedmont Division monthly meetings are held at:

Holy Innocents' Episcopal Church

805 Mt. Vernon Highway, Atlanta, GA 30327

Hope To Return Soon!

Division meeting are open to everyone. Come join us to see what fun Model Railroading is. See Division Calendar for details.

We hope to see you at our next meeting!



With nearly 6,000 sq. ft. dedicated to Model Trains in almost every gauge and scale, we probably have what you want in stock. And if we don't, we can get it for you quickly!



We also carry an enormous selection of "modelers tackle" such as tools, paints, airbrushes, paint brushes, masking tapes, glues, plastic parts, LEDs, track buildings, vehicles and other stuff you just can't do without.

Find us on Facebook,
email us at hobbytownusatrain@gmail.com
phone us at 770-426-8800,
or better yet, just come to our store and see for yourself!

We are open Mondays thru Saturdays from 10 am until 9 pm.
On Sundays, we're open from Noon until 6.



**Bring your NMRA card for
your 10% discount.**

Some exclusions apply. See store for details




GETTING GOOD AT LIVING VIRTUALLY

I long for the day when "virtual" is no longer an adjective to describe even the most basic of human interactions. Some of the changes we have endured will continue. Business travel is not going to return to previous levels. Zoom and WebEx have made the expenses of travel (airfare, hotels, meals) unnecessary. My wife use to attain Platinum status on Delta by each August. She has not been on a flight for more than a year.

The Piedmont Division continues to make the best of our virtual world. The Pilgrimage was shared with thousands of viewer from around the world. We have shown that a virtual photo contest is not only possible, but brought out some incredible images. Charlie continues to evaluate models for Merit Awards.

In this issue Walt provides a 2020 wrap-up and recognizes just some of the people who make this Division great. Mike Deaton documents the incredible number of visitors that have viewed the layouts showcasing the level of modeling excellence our Division has achieved. Both are a testament to the team efforts that makes the Piedmont a leader in the NMRA and model railroading.

Stay connected to your fellow Piedmont modelers! It's easy to stay involved even if you miss our monthly meetings on WebEx. All virtual meetings are recorded and can be viewed at anytime on our YouTube channel. Simply go to [youtube.com](https://www.youtube.com) and enter "Piedmont Division of NMRA" into the search field. You can find out what is happening in the Division and watch some outstanding clinics. Being virtual allows us to feature outstanding clinicians from around the country.



I hope everyone had an safe and enjoyable holiday season. Santa brought me a great new toy: Vanguard Alta Pro 2+ Tripod. The center column can be extended and tilted and rotated separately, and includes a connection for a swing arm to hold a light off camera. Great for macrophotography and will better equip me to shoot videos smoothly without any jerkiness (apologies to Craig Knox.)

—Jim Datka

TIMETABLE Editor and Publisher

jdatka@mindspring.com 770 772-1538

BLUE OX TRAINS

425 Market Place Roswell GA 30075

LOCOMOTIVES - ROLLING STOCK - TRACK SUPPLIES

STRUCTURE KITS - DETAIL PARTS - HOBBY TOOLS

DCC DECODERS AND SYSTEMS - SCENERY MATERIALS

OPERATING HO SCALE LAYOUT



Store hours - Monday - Saturday 10-6pm - Sunday - Call

Keeping the Hobby Fun!

Steve Funsten

www.blueoxtrains.com

404-312-6467

blueoxtrains@bellsouth.net

Support Our Advertisers!

PIEDMONT DIVISION CALENDAR



PIEDMONT DIVISION WEBEX MEETING

TUESDAY, JANUARY 12, 2021 6 PM BOD; 7-9 PM Division Mtg
CLINICIAN: STEPHEN PRIEST, MMR TITLE: LITTLE THINGS-BIG DIFFERENCES

TRAIN 'N CAMP MODEL RAILROADING 101

SATURDAY, JANUARY 30, 2021 1 PM to 5 PM

Model Railroading 101 will show you how to get started and how to take your train set and turn it into a model railroad. Experienced instructors will answer all of your questions. This class is free and open to the public. Virtual Seminar on-line via WebEx with a Live On-Line Q&A. For more information, contact training@piedmont-div.org

PIEDMONT DIVISION WEBEX MEETING

TUESDAY, FEBRUARY 9, 2021 6 PM BOD; 7-9 PM Division Mtg
CLINICIAN: STEFAN BARTELSKI TITLE: USING JMRI PANELS AS A DISPATCHER'S
MAGNET BOARD

ASHVILLE MODEL TRAIN SHOW

FRIDAY, FEBRUARY 26, 2021 Noon to 7 PM
SATURDAY, FEBRUARY 27, 2021 9 AM to 4 PM
Western North Carolina Agricultural Center, 761 Boylston Hwy, Fletcher, NC 28732. For info: asheville-trainshow.com

PIEDMONT DIVISION WEBEX MEETING

TUESDAY, MARCH 9, 2021 6 PM BOD; 7-9 PM Division Mtg
CLINICIAN: FATHER TIM TITLE: 3D PRINTING

32ND ANNUAL MODEL RAILROAD AND TRAIN SHOW

SATURDAY, MARCH 6, 2021 10 AM to 5 PM
SUNDAY, MARCH 7, 2021 10 AM to 4 PM
Coastal Rail Buffs Model Railroad Club Show. Savannah Christian Prep School, 1599 Chatham Parkway, Savannah, GA.
For info: www.coastalrailbuffs.org

\$2**\$2**

TRAIN RIDES

NORTH GEORGIA LIVE STEAMERS CONYERS & HIGHTOWER RAILROAD

Saturdays

1:00-4:30

2021 Schedule

April 24, May 15, Oct 2, Nov 20

Cash Only1632 Centennial Olympic Parkway, Conyers, GACash Only

Engineer's Wish List

Embroidery
Design & Gifts

by On-Line Consign, Inc.

Sally Bando | 404.550.4816 | sbandogeorgia@comcast.net

Machine embroidery designs & themes on shirts and gifts.
Prices upon request. Company and group projects welcome.

678-361-4458 GIZMOTRAINS@GMAIL.COM

1981
RIVERDALE STATION

*As Mark Twain might say,
"The rumors of my retirement have been greatly...
...exaggerated"*



DON'T LISTEN TO RUMORS!
Bob Branin has been serving Model Railroaders for 36 years and - if the good Lord's willing and the creek don't rise - he will continue to run **THE** store for the Advanced Modeler for another 36 at least!

He's not going anywhere! Bob's **Riverdale station** will continue to have metro Atlanta's best selection of brass and plastic locomotives, R-T-R and craftsman kit passenger and freight cars, scenery supplies and model buildings; track and power systems and a huge selection of detail parts and books and magazines.

RIVERDALE STATION remains open with everything you need to bring your model railroad to life!

Open Tuesday - Saturday
10 am - 6 pm

Riverdale Station Hobbies
6632 Ga. Hwy 85
Riverdale, GA 30274

770-991-6085
Fax: 770-907-4992

Rivstatinc@aol.com



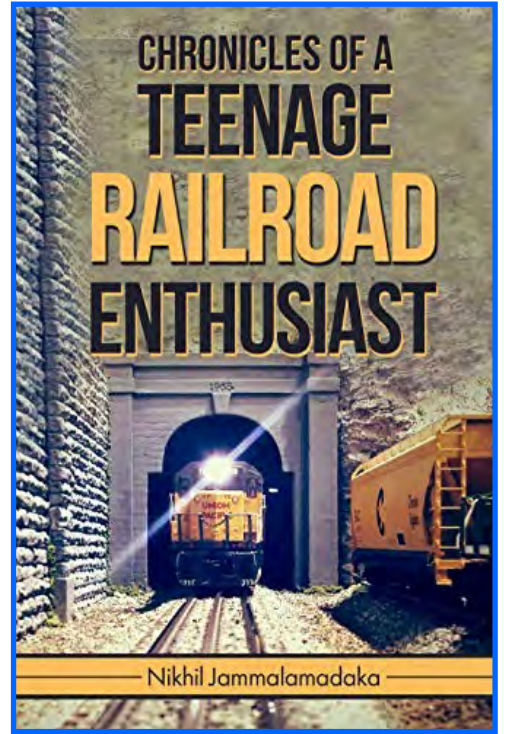
IN MEMORIAM

LUTHER BUREN GROOVER III

L. B. Groover III of Tyrone, Georgia, born in Montgomery, Alabama, passed away at the age of 71, on December 23, 2020. Memorial services will be determined when the COVID restrictions are lifted. In lieu of flowers, please send donations to either St. Paul's Episcopal Church, 576 Roscoe Road, Newnan, GA 30263 or the Boy Scouts of America,

NIKHIL JAMMALAMADAKA

Nikhil has published **CHRONICLES OF A TEENAGE RAILROAD ENTHUSIAST** which is available on amazon.com as of January 1, 2021. This former Piedmont member chronicles both aspects of trains – real and toy – by providing a fascinating account of railroad history, famous locomotives, popular train museums, public railroad exhibits, private model train layouts, landmark railroading events, and annual club celebrations. Proceeds from the sale of this book will be donated to railroading youth clubs. Paperback copies can be purchased for \$19.95 and Kindle editions for \$7.99.





PIEDMONT DIVISION 2020 WRAP UP AND AWARDS



Well, I must say as we end 2020, it has been one heck of a year. I am excited for the new officers on board for 2021. They will do an excellent job. To our 2020 Leadership Team, you have been great!! We were faced with great challenges and kept our Division active from the moment in March we said change. Many members are modeling and building their dream railroads. Almost 40,000 people have viewed the Piedmont Pilgrimage since it started in October. We have had virtual meeting and clinics since our April meeting. We rose to the occasion and have provided folks with great model railroading ideas and projects they can achieve. Train N Camp still took place even with some logistical changes. The word that comes to my mind is IMPRESSIVE. Thanks to you all for watching, listening and sharing the Piedmont Division activities.

I am personally finishing my 4 years being the Superintendent and I was honored to have the opportunity to serve you. Thank You. There are several members I would like to recognize for their Outstanding Dedication and Service to the Piedmont Division for 2020.

BRAKEMAN AWARD: John Bost, Russ Bundy, Hank Primas

CONDUCTOR AWARD: Doug Alexander, Bob Kelshaw, Jim Foley

ENGINEER AWARD: Mike Deaton, Jim Datka, Charlie Mason

These folks were very instrumental in making things happen along with other key leaders on the board of directors.

I also want to recognize a special person for his really hard work this past year. He was the man running everywhere capturing videos and editing them for the Virtual Piedmont Pilgrimage. Special Thanks to Craig Knox for his outstanding Professionalism, Excellence in Videography Support and Dedication to the 2020 Virtual Piedmont Pilgrimage.

We start our new year with Perry Lamb will be your new Superintendent. Please support your team and all the great things to come in the year.

Thanks for Your Support and Friendship,

—WALT LILES


BRAKEMAN AWARD WINNERS



JOHN BOST



RUSS BUNDY



HANK PRIMAS



PIEDMONT DIVISION 2020 WRAP UP AND AWARDS



CONDUCTOR AWARD WINNERS



DOUG ALEXANDER

ENGINEER AWARD WINNERS




JIM DATKA



BOB KELSHAW



MIKE DEATON




JIM FOLEY



CHARLIE MASON



2020 VIRTUAL PIEDMONT PILGRIMAGE IS A GLOBAL SUCCESS



Overcoming the substantial challenges of the COVID-19 pandemic, the 18th Annual Piedmont Pilgrimage of 2020 successfully met its objective to provide opportunities for the general public to tour many of our Division's

layouts, albeit virtually online as pre-recorded video presentations. With 47 of our modelers participating as video hosts (three as first-time "layout exhibitors" for the Pilgrimage), we recorded at least 37,769 total "views" on the Division's YouTube Channel (through 1/1/21), just for those 47 layout tour videos alone. This represents an average of over 803 views per video. The total "watch time" was reported at well over 4300 hours.

Video views were reported from all over the globe, with about 10% from outside of North America (i.e., the US and Canada). The UK and Australia were very well represented, but we also had well over a hundred views each from Germany and New Zealand. In all, we had over 4630 international views from 12 different countries.

Forty six of the videos remain available on YouTube and through our website www.piedmontpilgrimage.com. One video was taken offline as of 1/1/21, at the request of the owner. Many of these videos continue to add a few more views every day.

During the Pilgrimage event, we also presented a couple of interactive "Host Q&A" sessions via YouTube Live. The first one with Tom Klimoski went very well, and had as many as 50 online participants, thanks in large part to his existing community of followers online. The second one with Jerry Michnewicz was a valiant effort, but had a few technical issues, and was only lightly attended. Recordings for both are still available on YouTube. My special thanks to both of our Q&A hosts, and also to Tom Gordon and Jim Foley for taking care of the logistics for these events.

We also want to thank all of our video layout tour hosts. Many of them shot their own video, and some even produced the complete video for us. This was all very helpful. The Pilgrimage participation "stars" for 2020 were mailed out to our hosts recently.

As I've said before, putting this all together was truly a team effort. Once again, I would like to recognize and thank the members of the Pilgrimage Committee for their very significant contributions of time and talents. Special recognition goes to Craig Knox, who personally worked on more than half of all our videos in some way as a videographer and/or editor.

2020 PIEDMONT PILGRIMAGE COMMITTEE MEMBERS

- Charlie Mason - Layout Host Coordinator; trusted advisor.
- Tom Gordon - Video Projects Coordinator; "tech team" at-large.
- Craig Knox – Chief Video Editor.
- Bob Kelshaw – Video Editor; Video Library, Website & Internet Administrator; "tech team" at-large.
- Jim Foley – Advertising; "tech team" at-large.
- Sally Bando – Marketing and social media promotions.
- Rick Coble – Website Admin.
- Jim Datka – Graphics, Video, & Photography Support; TimeTable.
- Stephen Pennisi – Graphics (for pike ad business cards)

ADDITIONAL VIDEO EDITING & PRODUCTION RESOURCES

Peter Herman

Brian Olson

—Mike Deaton

Piedmont Pilgrimage Chairperson

mdeaton@mindspring.com

404-272-2070





GETTING WIRED

WITH TOM GORDON

INTERESTING NEW STUFF

I've found several new technology developments that might be of interest to folks in the division. These stand out, in my opinion, as significant. Yes, there other new tech things happening, but since I'm a bit biased regarding railroad tech, I'll list my top 3 favorite big deals.

NEW TURNOUTS

OK, you may say turnout are not technical, but when you consider how they interact with all the other technology on a layout, they really are!

PECO has released its UNIFROG TURNOUTS, and they, in my opinion, are real winners. Previously one had to choose between insulated frogs (about 1" of dead rail), and ELECTROFROG which required current routing to the frog. Personally, I took what was in stock, and if I had to power the frog separately, that was OK. The INSULFROG turnouts were easier to install since I don't have any real short wheelbase engines that would make the insulated section a problem. I always had to electrically connect the points to the closure rails with a soldered wire no matter which style was used.

The new universal frog (UNIFROG) turnouts allow the user to choose whether or not to power the frog. The powered frog section is only about 1/4" long, and is wired to the wing rails. These can easily be left unpowered, unless an engine has only one pickup wheel per side. If powering the frog



is critical, Peco provides a lead to connect the power source. The ability to install these without modification is a huge technical improvement to me!

This is all well and good, but the big item I like is that they eliminated the joint between the points and the closure rails. There is one piece of rail between the frog and the points, allowing for good electrical continuity. Each closure rail is powered the same as its adjacent stock rail. For me, this is a big deal, since I was forever rewiring the turnouts on the workbench, electrically connecting the closure and stock rails, while installing a jumper between the points and closure rails. That's the good news. The bad news is that I've just about finished buying and laying track, so I won't be able to take advantage of this new feature. Oh well.

NEW ELECTRONICS

For those a bit adventurous, there is a bit of new technology in the DCC and Arduino space, as several folks have developed a set of software called DCC++. It allows one to convert an ARDUINO MEGA (cost: about \$15) into a DCC command station. It is an open source DCC system that is being updated and improved every day. There is need for power boosters with this system, but the basic station is cheap. It all runs off JMRI, which allows the use of cell phones and other generic hardware as WiFi throttles.

This is for those that are willing to do some experimentation, but it is likely the direction of the DCC technology. As small electronics become cheaper, applications like DCC will follow suit, and more 'generic' systems will become available.

More information is available at <https://sites.google.com/site/dccppsite/home> and lots of other sites like Trainboard <https://www.trainboard.com/highball/index.php>. Also, you can search for DCC++ online and find lots of links.

This is a developing technology, and as time goes on, more improvements and features will be introduced. The concept of manufacturer based DCC will continue to exist for a long time, but as developments occur in the open-source community, more and more users will be using the more affordable and flexible systems.

(Continued on next page)

GETTING WIRED (CONTINUED FROM PREVIOUS PAGE)

LocoFi

You've all heard of dead rail, and that's an interesting concept. While I'll admit it's not for me, there are similar technologies that are evolving that I find even more enticing. One to watch is LocoFi. This technology allows running of an engine from your phone, without intervening DCC. The engine is apparently just another device that can be contacted via WiFi, powered by whatever you have on the rails. It can also be supplemented with current storage devices to allow running on tracks with large unpowered areas.

The LocoFi decoders all have sound, and the firmware updates can be done via microSD cards. Currently the decoders don't have all the features of more complex ones but given time new features will likely happen.

LocoFi is interesting because the manufacturer is keeping the sound files open (not proprietary) and the system allows the ability to update the loco software and sounds wirelessly. One can upload custom sounds to a decoder to match whatever prototype is needed. You can have a separate router to control your layout, disconnected from your home WiFi, allowing folks to use your layout's WiFi system without compromising your home network. This is a very good idea!

The LocoFi system runs in conjunction with DCC, allowing the DCC to power the track, while the control is done via WiFi. Also, and this is big, if one does not want to convert a layout to DCC from DC, individual loco control can be accomplished via LocoFi without modifying existing power sources. Engines with this technology can also physically run on the same track as DCC and DC powered engines.

I haven't tried LocoFi out, but it appears to be a rather enticing technology... and yes, it'll be on my Christmas wish list in the future, as the idea of trying this out sounds fun!

That's all the new stuff that I have for now and have Happy Holidays, a Merry Christmas, and a great virus-free New Year!

—Tom Gordon



Are you New to Model Railroading?

Are you Rusty from being away?

Then you don't want to miss

Model Railroading 101

Saturday, January 30, 2021

1 PM - 5 PM

Virtual via WebEx

Model Railroading 101 will show you how to get started and how to take your train set and turn it into a model railroad.

Experienced instructors will answer all of your questions.

Registration is requested but not required and this class is free and open to the public. To register or for more information, please contact Perry Lamb:

training@piedmont-div.org



PIEDMONT DIVISION



"We're all about Model Trains!"

A QUICK AND EASY JIG TO PAINT N GAUGE WHEELS

BY JIM DATKA

In April of 2015, BROADWAY LIMITED IMPORTS introduced ARA 70-ton 4 bay hoppers in N Gauge. The prototypes were built between 1926 and 1930 and primarily hauled coal. These were perfect to supply my pre-WW II Milwaukee Road which is dominated by steam power. I bought all three of the six packs of unique road numbers BLI offered for the MILW.



The cars are beautifully detailed and run well, but running shiny, spotless coal hoppers looks extremely un-

natural. This and a future article will show how I weathered these cars. I will work from the bottom up, starting with the wheels.

I am familiar with the painting masks offered by AMERICAN MODEL BUILDERS for HO wheels, but could not find anything similar for N Gauge. I did not think holding each wheel in a clamp or between fingers would be practical. I imagined spending a lot of my time searching for wheel sets that fat, clumsy fingers would fling everywhere.

Having a paint mask would be ideal, but the engineering was more than I wanted to commit to designing and building. I decided just having a jig to secure the wheels would be a major convenience, especially if it could hold enough wheels for several cars at a time.

I had some Evergreen Scale Models .125" x .250" strip styrene on-hand and saw that the axles were slightly longer than the larger width. These hoppers had 33" wheels as do most of my 36' and 40' period box cars and reefers. This meant two strips could be the bread in a wheel sandwich that held several sets of wheels and hold the flanges above the work surface. Perfect!


I found two pieces that were about 8" long and marked one to hold

12 axles. These were separated into 3 sets of 4 axles .250" apart—which is 40 scale-inches. I left sufficient space on each end to serve as a handle.




There is no need to mark the second piece. Simply clamp and tightly tape the two pieces together.

Note that one end is longer than the other. This means the jig can only be assembled one way and eliminates the need for precision when cutting notches to hold the axles in the jig.




I used a small angle plate to guide a razor saw at each mark to make a shallow kerf across both pieces. This was followed by a triangular jeweler's file to expand the channel to about one-third the diameter of the axle. Hold the file level—the width of the channel should be the same size on the front of the first piece and the back of the second. This notch holds the wheel in place while assembling the two halves. That's it!


(Continued on next page)




JIG TO PAINT N GAUGE WHEELS (CONTINUED FROM PREVIOUS PAGE)



Before using, attach masking tape to the bottom half. This makes it easier to put the jig together. Place the other half on top and start wrapping the tape around the assembly.



Here's the jig locked and loaded. Spring clamps make great handles and raise the wheel faces for more comfortable painting.



I am not worried about painting the backs of the wheel as they are difficult to see in this scale.



The eighteen hoppers will be arbitrarily split into three groups by car number. The lowest numbers will receive the heaviest weathering, the highest the least and the balance somewhere in between. I want each train to have cars with a variety of looks.

I used AK CRUSTED RUST DEPOSITS for the wheel faces. This set includes three enamel paints that range from a fresh orangey rust to a dark brown aged color. It has a very fine grit that adds a subtle texture that seems appropriate for this gauge.



The paint went on well with a short bristled 10/0 brush.



After the paint dried, a pencil eraser easily removed paint from the flange and tread as well as the points at the end of the axle.

This jig takes almost no effort to make but provides an easy way to weather these small wheels. The next issue will show how I weathered the trucks and hopper bodies.

—Jim Datka



Recent Awards

Raymond Stewart has earned Merit Awards for three pieces of scratch-built trackwork. The three pieces consist of a #6 turnout, a gauntlet track, and a gauntlet turnout. He hand-laid each of the three pieces in HO scale using code 83 rail. These Merit

Awards fulfill one of the requirements for the AP Civil Certificate.

Merit Award Judging

If you have been working on structures, scratch-building rolling stock or track pieces, or completing your layout scenery and would like to have something judged for Merit Awards, contact me. I will arrange for a team of judges to meet you at a mutually agreeable location. You do not have to wait for a model contest. Raymond Stewart recently contacted me about judging his trackwork and we were able to set up the judging within a week's time.

Some Thoughts, Hints, and Suggestions on Earning AP Certificates

In 2019 the NMRA changed some of the requirements for a few of the AP Certificates. One change was the elimination of the duplicate forms that once were required. They also changed the judging requirements that pertained to the scratch-built track pieces required for the AP Civil Certificate. Now each piece of trackwork is judged on three categories -- construction, scratch-build, and conformity to NMRA standards -- on a PASS / FAIL basis.

You can get full information about all the certificates and their requirements and download the required forms on the NMRA website. Click on "Education" and then go to "Achievement Program". Read the requirements closely. One Piedmont Division member recently contacted me with a question about the Electrical Certificate. His query centered on the need for a transfer table. To ful-

fill one of the requirements for the certificate you must have an operable wye, reversing loop, turntable, or transfer table. This particular individual already has a wye, reversing loop, and a turntable on this layout. He overlooked the word "or" on the requirement. Don't make the tasks any harder than necessary.



More Piedmont Division members have earned the Association Volunteer Certificate than any other certificate. This certificate recognizes your service to the NMRA, not your modeling skills. To earn the certificate one must accumulate 60 points. Points are awarded for being an open house host, serving as an open house operator associate, being a division officer or committee member, giving a clinic, serving as a contest judge. Download the required form and start keeping track of points as you earn them. You may be surprised that in several years of service you have earned the required points. It is far easier to keep track of points as you earn them compared to remembering what you did five or ten years ago.

The most popular certificates after Association Volunteer are Scenery and Electrical. You can find a list of all Piedmont Division certificate holders on the Division's website. Just go to "Education" and then "Achievement Program". Just below the photograph of some of the Division's MMRs there is a link to the spreadsheet showing who has earned what certificates. Use that list to get some advice or help, if you need it.

Talk to any of the Division's MMRs. They will tell you that working on achievement certificates increased their modeling skills and greatly improved their layouts. In some cases it forced them out of their comfort zones to learn new skills.

—Charles Mason MMR
Piedmont Division Achievement Program Chairman
candmjason@att.net



ACHIEVEMENT PROGRAM: FALL 2020 VIRTUAL PHOTO CONTEST RESULTS



Our October meetings feature the FALL MODEL & PHOTO CONTEST.

It takes more than an epidemic to keep the Piedmont Division from recognizing the artistry and craftsmanship of its members.

As Charlie mentions in his column, he is arranging safe, in-person evaluations of models and layouts to earn Merit Awards and AP Certificates. You should certainly have something you want to show off after this long isolation.

We did want to hold a Photo Contest in October. Photography has the distinct advantage of most being in a digital form that is **easily and safely shared**. While NMRA's Photo Contest Judging Guidelines require photo entries be slides or printed and mounted, judging digital images is a safe way to keep members active and involved.

This being yet another adaptation to our new virtual lifestyles, we decided to simplify the contest and have just two categories: Model and Prototype.

Piedmont delivered 43 images from 12 members—twice as many entries as recent in-person contests. Well done! And the quality! Judging this contest was a real challenge. Ranking so many outstanding images was not easy. Seventeen different photos were selected as finalists by the four judges.

All four of us really enjoyed the virtual process. First, it was completely independent and anonymous. Images were labeled "Entry #" and were available via link to cloud storage.

Next, several of us made an initial ranking, and then came back a day later to review. This resulted in some changes, something not possible at an in-person contests.

Finally, it got a great response and the images were spectacular. Judge for yourselves in the following pages.

The next eight pages show the winning photos from the contest. Following that is every image submitted which is organized by the photographer. Thank you to everyone that participated!

Special thank to CHARLIE MASON MMR, JAMES BANDO and PAUL VOELKER for serving as judges and providing outstanding feedback in your evaluations.

— Jim Datka

PIEDMONT DIVISION



OCTOBER 2020 VIRTUAL PHOTO CONTEST WINNERS





ACHIEVEMENT PROGRAM: FALL 2020 VIRTUAL PHOTO CONTEST WINNERS



FIRST PLACE — PROTOTYPE

Black-and-white makes this photo more dramatic and leaves the viewer uncertain if it is recent or 100 years old. A slow shutter speed provides great detail with ambient light and adds motion to the escaping smoke and steam.



© 2018 Brian E. Sandberg

Brian Sandberg

DSNG K36 482 and 486 in Durango Roundhouse



ACHIEVEMENT PROGRAM: FALL 2020 VIRTUAL PHOTO CONTEST WINNERS



SECOND PLACE — PROTOTYPE

An explosion of color perfect for a Fall contest! Every color of the train is duplicated in the foliage. Ideal angle and placement with great depth of field.



John Stevens

Conway Scenic Railroad "The Mountaineer" Crosses the Willey Brook Bridge



ACHIEVEMENT PROGRAM: FALL 2020 VIRTUAL PHOTO CONTEST WINNERS



THIRD PLACE — PROTOTYPE
(TIE)

The black train and smoke contrast beautifully against the muted colors of the landscape and striking blue sky and reflection. Wonderful placement allows your to see the entire train as it curves down the hill.



© 2016 Brian E. Sandberg

Brian Sandberg

DRGW K36 #489 Tanglefoot Curve - October 5, 2016



ACHIEVEMENT PROGRAM: FALL 2020 VIRTUAL PHOTO CONTEST WINNERS



THIRD PLACE — PROTOTYPE (TIE)

The angle and closeness of this shot lets the viewer feel the rumble as the train approaches. The shadowing of the edges frames the scene and makes the bright and colorful engine even more dramatic.




Walter Godwin
Autumn Thunder



ACHIEVEMENT PROGRAM: FALL 2020 VIRTUAL PHOTO CONTEST WINNERS



FIRST PLACE — MODEL AND BEST IN SHOW



Yes—this is a model photo! Incredible detailing, weathering, depth of field and lighting. Note the vehicle and inspector's shadows! Everything about this image is exceptional.

Thomas Klimoski
Roll by inspection



ACHIEVEMENT PROGRAM: FALL 2020 VIRTUAL PHOTO CONTEST WINNERS



SECOND PLACE — MODEL

A wonderful scene that draws the viewer in to see all the activities that are happening. The foreground blends beautifully with the backdrop to give a sense of great depth.



Paul Schenk
Waltham Screw Company



ACHIEVEMENT PROGRAM: FALL 2020 VIRTUAL PHOTO CONTEST WINNERS



THIRD PLACE — MODEL (TIE)

Great perspective and lighting with beautifully detailed scenery. Train is very nicely framed by the vegetation.



Raymond Stewart
Central of Georgia



ACHIEVEMENT PROGRAM: FALL 2020 VIRTUAL PHOTO CONTEST WINNERS



THIRD PLACE — MODEL (TIE)

Great perspective and depth of field. Boats draw the eye up the river and around the bend.



Sally Bando
Smitty's Bait Shop



ACHIEVEMENT PROGRAM: FALL 2020 VIRTUAL PHOTO CONTEST ENTRIES BY SALLY BANDO



Water Falls



Busy at the Mine



Graffiti



Mountain Range



ACHIEVEMENT PROGRAM: FALL 2020 VIRTUAL PHOTO CONTEST ENTRIES BY HARVEY GEORGE



HONORABLE MENTION



ZAP! CSX 5530 in a Thunderstorm



The Locomotive, Texas



Nickel Plate 190 at Barber Junction



AB&C 27068 USRA SS Boxcar



Switching in the Monsoon



ACHIEVEMENT PROGRAM: FALL 2020 VIRTUAL PHOTO CONTEST ENTRIES BY ROB KEENEY



HONORABLE MENTION



Shay Fireman Resting



Grays Ferry Rd. Tunnel



Reflection



Ghost Train



Convergence



ACHIEVEMENT PROGRAM: FALL 2020 VIRTUAL PHOTO CONTEST ENTRIES BY THOMAS KLIMOSKI



Crossing Long Swamp
Creek Bridge



Ready for service



Crossing the Etowah River Bridge



ACHIEVEMENT PROGRAM: FALL 2020 VIRTUAL PHOTO CONTEST ENTRIES BY DAN MACKABEN



Passenger platform at Gare du Nord station - Paris



C&NW Bi-Levels shot through a caboose window at Illinois Railway Museum



ACHIEVEMENT PROGRAM: FALL 2020 VIRTUAL PHOTO CONTEST ENTRIES BY DAN OLTMANN



Maine Central Mountain Division



UP stacks at Morgan UT



Allegheny Tunnel



Conrail glides by Lake Kandle



NW 611 at Montgomery



ACHIEVEMENT PROGRAM: FALL 2020 VIRTUAL PHOTO CONTEST ENTRIES BY BRIAN SANDBERG



DRGW K27 #463 at the Cresco Tank

© 2016 Brian Sandberg



DSNG #476 The High Line at Rockwood, CO

© 2018 Brian E. Sandberg



DSNG K36 482 at Home Ranch, CO

© 2018 Brian E. Sandberg



ACHIEVEMENT PROGRAM: FALL 2020 VIRTUAL PHOTO CONTEST ENTRIES BY JOHN STEVENS



HONORABLE MENTION



Southern 6133 gets a bath at the NC Transportation museum in Spencer, NC



Looking south down Crawford Notch



Piedmont Division member participates in the Golden Spike reenactment at Golden Spike National Historical Park

HONORABLE MENTION



Pan Am Railways Heritage Unit GP9 B&M 77 in Heber, UT



ACHIEVEMENT PROGRAM: FALL 2020 VIRTUAL PHOTO CONTEST ENTRIES BY RAYMOND STEWART



Amtrak 204 in Savannah



NS 6157 Traversing the old Central of Georgia C line



RGSC 1705



LN 796



TRADITIONAL CLUBS

The Railroad Model Club of Atlanta (O-Gauge)
www.oscale-atlanta.info
 Terry Weldon 770 979-0473
 Bob Peppel 770 934-4067
 Meets every Monday at 7:30 PM

Tri-State Area Model Railroad, Inc. (HO-Gauge)
www.tsmri.org
 Thomas Roskelly 828 361-2210
thomasroskelly@gmail.com
 Meets the first Monday of each month in Mineral Bluff

MODULAR CLUBS

Atlanta Interlocking Model Railroad Club (HO-Gauge)
<http://home.earthlink.net/~wiles/>
 Charlie Crawford, MMR 770 565-1845
cacrawford@bellsouth.net

County RRoads (HO-Gauge)
www.countryrroadsmodular.com
 Morris Smith sawdustmaker@mindspring.com
countryRRoads@earthlink.net

Chattanooga Modular Modelers
www.chatanoogamodularmodelers.org
 Mark McAllister 423 653-7487
mllmcallister@gmail.com

North Georgia LEGO Train Club
www.nglhc.org questions@nglhc.org
 James Trobaugh 770 844-1076
james.trobaugh@nglhc.org

Metro Atlanta N-Scalers (NTRAK)
 Larry Graus Roadmaster 770 237-0094
 Charles Leak 404 262-2969
 Meets the first Tuesday of each month at 7:30 PM

North Georgia Modurail (HO-Gauge)
www.northgeorgiamodurail.org
 Jon Cook 770 993-9620

North West Georgia T-Trak Club
 Kennesaw, GA
 Jim Nealand 678-358-9171
casadiego86@gmail.com

OPERATING GROUPS

Atlanta Intown Model Railroaders
 Inside-ish I-285
 Tom Gordon 678 643-6022 tgordon@mindspring.com

Boomers
 Athens/Gwinnett/Commerce areas
 John Rieken jrieken916@gmail.com
 Saturday mornings—email for specific dates

Chattahoochee Express Operating Group
 North Atlanta Metro
 Chris White 770 594-2618

Joint Railway Association of Georgia
www.dixierail.com
 Norm Stenzel stenzeln@mindspring.com
 Meets most Fridays

North Atlanta Rail Barons
www.northatlantarailbarons.com
 Howard "HOrn" Goodwin 770 529-2103
horn69@bellsouth.net

North County Interchange
 I-85/I-985 corridor
 Paul Rankin paul_r@mindspring.com

S-COG Southern Crescent Operating Group
 South of I-20
 David Gelmini 770 707-5019 atcgel@gmail.com

OTHER CLUBS

Atlantic Coast S-Gaugers
www.trainweb.org/acsg
 Bob Lacheen Home: 770 578-9937 Cell: 404 431-8032

Georgia Association of Narrow Gaugers
www.groups.yahoo.com/group/georgiangers
GeorgiaNGers@yahoo.com
 Pat Turner 423 744-0429

Georgia Garden Railway Society
www.ggrs.info
 Ted Yarbrough
yarbrought@charter.net

OTHER CLUBS (continued)

Georgia Society of FerroEquinologists
www.trainweb.org/gsof/
 Robert Hunt 770 428-3864
 Bob Hoenes 770 422-0081
 Meets the second Friday of each month at 7:30 PM at
 Covenant Presbyterian Church in Marietta

Jasper Roundhouse (All Scales)
 Jasper, GA
 Phil Stead trainman07@aol.com
 Meets weekly at a member's home

North Atlanta O-Gauge Railroad Club
 Roswell, GA
 Jeff Pergl 770 516-6378

Southern O-Scalers
 Canton, GA
 Dan Mason 470 385-6638
daniel@masonlawfirmga.com

Volunteer Garden RR Club
 Vines Botanical Garden
 3500 Oak Grove Road
 Loganville, GA 30052

Need your club information updated?
 Please contact Jim Datka
jdatka@mindspring.com
 770 772-1538



MAIN LINES

FULL-SERVICE HOBBY SHOPS IN THE Piedmont Division Area



Indicates in-store discounts for NMRA Members



Indicates Piedmont Division Member-Owned Establishment

B & B HOBBY SHOP

1142 Athens Highway, Suite 107
Grayson, GA 30017

Kimberly Franklin

770-972-2328

<http://www.bandbhobby.com/>

BLUE OX TRAIN

425 Market Place
Roswell, GA 30075

Steve Funsten

404-312-6467

www.blueoxtrains.com

FREE TIME HOBBIES

4167 East First Street
Blue Ridge, GA 30513

706-946-1120

www.freetimehobbies.com

HOBBYTOWNUSA—DULUTH

3360 Satellite Blvd.
Duluth, GA 30096

770-418-0850

www.hobbytown.com

HOBBYTOWNUSA—KENNESAW

840 Barrett Lakes Blvd.
Kennesaw, GA 30144

Michael Murray

770-426-8800

www.hobbytown.com

LEGACY STATION TOYS TRAINS AND HOBBIES

4153 Lawrenceville Hwy, #12
Lilburn, GA 30047

Brian Sheffield

770-339-7780

www.legacystation.com

RIVERDALE STATION

6632 Georgia Hwy 85
Riverdale, GA 30274

Bob Branin

770-991-6085

rivstatinc@aol.com

BACK SHOPS

MODEL TRAIN SERVICE & REPAIR

AMERICAN FLYER REPAIR

165 Primrose Pass / Newnan, GA 30265

Jack Shaw

678-230-3184

ATLANTA LOCOMOTIVE COMPANY

HO & N-scale Electrical & mechanical repairs
3204 Timbercreek Cir / Roswell, GA 30076-8810

Ovidiu Trifanescu

piko7403@yahoo.com

678-230-3184

Lathbury Electric Train Sales & Service

Authorized Lionel Service Center
959 Highland Terrace NE #6, Atlanta, GA 30306

Johnathan Lathbury

(404) 892-3113

jdtrain@aol.com

FLAG STOPS

STORES WITH TRAIN-RELATED MERCHANDISE

Southeastern Railway Museum

3595 Buford Hwy.
Duluth, GA 3009

(770) 476-2013

www.southeasternrailwaymuseum.org

Southern Museum of Civil War and Locomotive History

2829 Cherokee Street
Kennesaw, GA 30144

(770) 427-2117

www.southernmuseum.org

BRANCH LINES

OTHER HOBBY OUTLETS IN GEORGIA

Bull Street Station

307 Kentucky Avenue
Savannah, Georgia 31404

Ellie Tardif

(912) 236-4344
sales@bullst.com

Lindy's Trains

Multiple Locations

See web site for details

www.lindystrains.com

Picayune Toys

2482 Jett Ferry Rd, 660
Sandy Springs, Georgia 30338

(770) 395-0890

Picayunetoys@bellsouth.net

Southern Digital Railroad Hobbies

5295 Hwy 78, Suite D-322
Stone Mountain, Georgia 30087

(770) 929-1888

www.sodigi.com